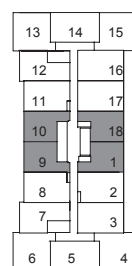
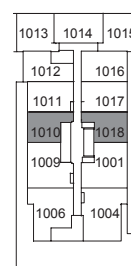


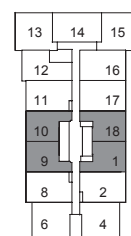
SUITE 1-A
510 sq.ft. – 1 Bedroom



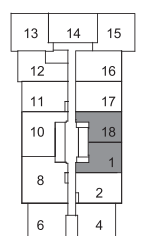
FLOOR 2-3, 5-9



FLOOR 10



FLOOR 11-12,
15-19



FLOOR 20 - PH

All dimensions are approximate and subject to normal construction variances. Dimensions may exceed the useable floor area. Sizes and specifications subject to change without notice. Furniture is displayed for illustration purposes only and does not necessarily reflect the electrical plan for the suite. All balconies standard concrete finish. Suites are sold unfurnished. E.&O.E. January 2016.