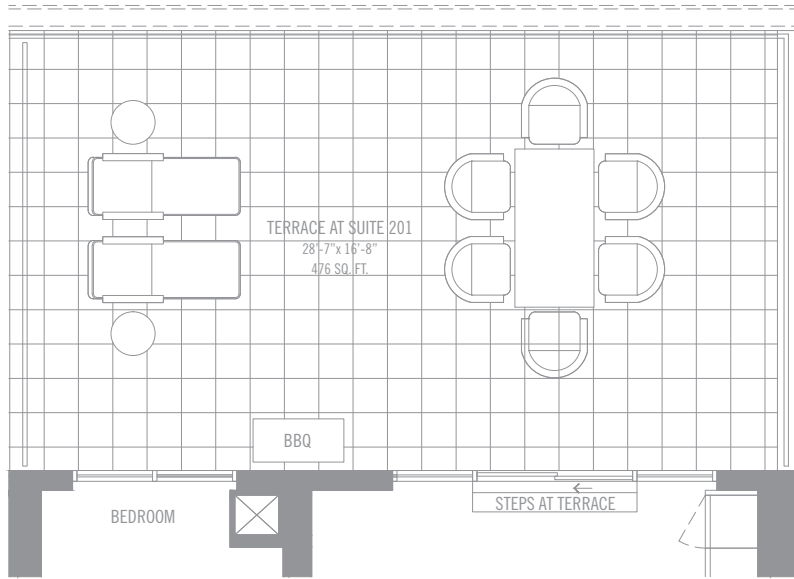


SYDNEY

SUITE TYPE: 1 BEDROOM + DEN 1D-C
 INTERIOR AREA: 652 SQ.FT.
 OUTDOOR AREA: 154 SQ.FT.
 TOTAL AREA: 806 SQ.FT.



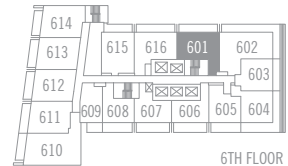
FEATURED ON:



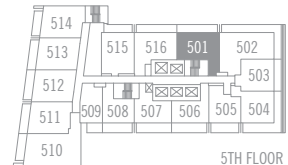
condoblvd.com
 (877) 60-CONDO



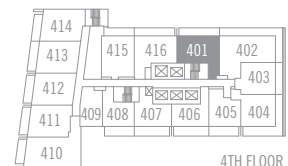
8-45TH FLOOR



6TH FLOOR



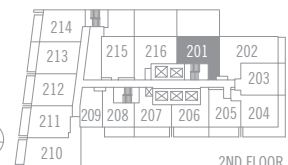
5TH FLOOR



4TH FLOOR



3RD FLOOR



2ND FLOOR



Materials, specifications & floor plans are subject to change without notice. All renderings are artist's conceptions. All floor plans are approximate dimensions. Note: Actual usable floor space may vary from the stated floor area. Window size and location may vary. Balcony/Terrace as applicable. Not to scale. E.&O.E.